


## Use safe cleaners

 Earth Day is on April 22.  
Be good to the Earth.

Did you know? Baking soda and white vinegar are good cleaners. They are safe to use. They are cheap to buy.



### Vinegar cleaner

- 1** Pour 1 cup (250 mL) white vinegar into a clean, empty spray bottle.
- 2** Add 1 cup (250 mL) water.
- 3** Label the bottle.




## Windows and mirrors (glass)


Spray some vinegar cleaner on the glass. Wipe off with a rag or old newspapers.



### If the glass looks cloudy

 Use some rubbing alcohol and a rag to clean the glass.

**Note:** You only need to do this one time.


 Then use the vinegar cleaner.



## Sinks, counters, fridges, microwaves, tubs, showers

**1** Sprinkle on some baking soda. Use a rag and warm water. Scrub. Rinse with water.

**2** Spray on some vinegar cleaner. Scrub.

 Sometimes you only need to do step 2. Do both steps for extra cleaning.



**Note:** Don't use vinegar or baking soda on granite, marble or other stone.

 [More on page 2](#)

## Toilet bowls



**1** Sprinkle  $\frac{1}{4}$  cup (60 mL) baking soda in the toilet. Scrub with a toilet brush.

**2** Pour  $\frac{1}{4}$  cup (60 mL) white vinegar in the toilet. Scrub. Flush the toilet.

## Drains



Do these four steps every few months to keep drains clean.

**1** Pour 1 cup (250 mL) baking soda into the drain.

**2** Pour 1 cup (250 mL) white vinegar into the drain.

**3** Wait 10 minutes. The mixture will bubble in the drain.

**4** Pour a kettle of boiling water into the drain. Be careful.



**Note:** Keep all cleaners in a safe place so children can't reach them.

**Caution!** Never mix vinegar and bleach. It is dangerous.



Adapted from *The Westcoast Reader* • Photos—bleach: iStockphoto; Earth: NASA; other Earth Day photos: English Express