

## Put the sentences in order

What are the steps to grow a tomato plant in a pot? Fill in the number.

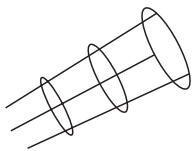
- \_\_\_ Put the plant in the hole.
- \_\_\_ Take the tomato plant out of its container.
- 1 Put potting soil into the pot.
- \_\_\_ Water the soil well.
- \_\_\_ Make a hole in the soil.
- \_\_\_ Pinch off small, lower leaves.
- \_\_\_ Fertilize your plants once a week.
- \_\_\_ Press the soil down firmly.



## Label the pictures

Write the correct words on the lines.  
Use the words from the box.

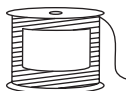
tomato plants	stakes	saucer
tomato cage	string	pot



1 \_\_\_\_\_

2 \_\_\_\_\_

3 \_\_\_\_\_



4 \_\_\_\_\_

5 \_\_\_\_\_

6 \_\_\_\_\_

Art—tomato plants: Guy Parsons; pot: Nola Johnston;  
saucer, string, cage, stakes: Corinna Ruhl

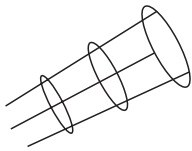
👉 **Answers on page 2**

## Answers – Put the sentences in order

- 5 Put the plant in the hole.
- 3 Take the tomato plant out of its container.
- 1 Put potting soil into the pot.
- 7 Water the soil well.
- 2 Make a hole in the soil.
- 4 Pinch off small, lower leaves.
- 8 Fertilize your plants once a week.
- 6 Press the soil down firmly.



## Answers – Label the pictures



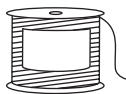
**1** tomato cage



**2** tomato plants



**3** pot



**4** string



**5** saucer



**6** stakes

Art—tomato plants: Guy Parsons; pot: Nola Johnston;  
saucer, string, cage, stakes: Corinna Ruhl