

# English Express

## Teaching Notes

These Teaching Notes accompany the February 2009 issue of *English Express*.



February 2009

Please photocopy these notes.

### Subscriptions—contact Corinna Ruhl


E-mail: [subscriptions@englishexpress.ca](mailto:subscriptions@englishexpress.ca)  
 Phone: Edmonton 780-440-3722  
 Outside Edmonton 1-877-440-3722 (free)  
 Mail: English Express  
 Box 38028 RPO Capilano  
 Edmonton AB T6A 3Y6  
 Fax: 780-468-3119

### Content—contact Bev Burke

E-mail: [editor@englishexpress.ca](mailto:editor@englishexpress.ca)  
 Phone: Edmonton 780-440-9833  
 Outside Edmonton 1-877-440-9833 (free)

### Seniors and falls

**Activity:** Students can go from room to room in their own homes to find falling hazards.



### Superstitions

**Activity:** If you have students from other countries, make a list of superstitions from around the world.



### Winter festivals & Family Day events


**Activity:** Find out information about winter festivals in your area. For example: name of festival, dates, location, cost. What can you see and do at the festivals?

### Answers for exercises

#### Tigers at the zoo (TN-2)

- |             |             |            |
|-------------|-------------|------------|
| 1. zoo      | 3. Edmonton | 5. snow    |
| 2. Montreal | 4. explore  | 6. largest |

#### Seniors and falls: find the hazards (TN-3)



#### Fix the sentences (TN-3)

1. ~~one side~~ both sides 2. ~~dim~~ bright  
 3. ~~hard~~ easy 4. ~~hours~~ minutes, ~~week~~ day  
 5. ~~snacks~~ meals, ~~hungry~~ dizzy

#### Put the steps in order (TN-4)

Order of the steps: 2, 4, 6, 3, 8, 1, 5, 9, 7

### New U.S. president

**Talk about the photos on page 1:**

- ☞ Where were the photos taken?
- ☞ What is happening in the photos?
- ☞ Who is holding the Bible?
- ☞ How do you think people in the crowd felt during the event?
- ☞ Have you ever attended a formal ceremony?

**Extra reading:** Students can learn about the U.S. civil rights movement in these bios from Grass Roots Press: *Martin Luther King Jr.*, *Rosa Parks*, *Fanny Lou Hamer*. The books are at a Grade 2 level for adults. Check for them at your local library. You can get more information from: [www.grassrootsbooks.net](http://www.grassrootsbooks.net).

### Answers—Find the words (TN-2)

s	n	o	w	u	a	w	k	a	g	t	f	m	x
v	s	l	o	s	h	o	v	e	l	u	n	h	d
t	s	u	n	s	w	t	o	o	l	s	g	a	c
b	s	c	u	l	p	t	u	r	e	s	o	d	k
s	c	u	l	p	t	o	r	w	i	n	t	e	r
s	a	n	d	o	l	k	n	i	f	e	t	m	c
e	j	f	e	s	t	i	v	a	l	s	r	e	d
z	p	p	f	a	c	e	u	s	c	l	a	y	a

## Tigers at the zoo

Answers on page TN-1

Read the story about the tiger cubs on page 1 of *English Express*. Then fill in the blanks with the correct words.



1. The Edmonton \_\_\_\_\_ has two new tiger cubs.
2. The cubs were born in \_\_\_\_\_.
3. They live in \_\_\_\_\_ now.
4. The cubs like to \_\_\_\_\_ their new home.
5. The cubs like to play in the \_\_\_\_\_.
6. The cubs are Amur tigers.  
Amur tigers are the \_\_\_\_\_ cats in the world.

Edmonton

explore

largest

Montreal

snow

zoo

## Find the words

Answers on page TN-1

Find these words in the puzzle. They go across. They are all in the story about Ritchie.

clay                      sculptures  
face                      shovel  
festivals                snow  
knife                      tools  
sand                        winter  
sculptor



s	n	o	w	u	a	w	k	a	g	t	f	m	x
v	s	l	o	s	h	o	v	e	l	u	n	h	d
t	s	u	n	s	w	t	o	o	l	s	g	a	c
b	s	c	u	l	p	t	u	r	e	s	o	d	k
s	c	u	l	p	t	o	r	w	i	n	t	e	r
s	a	n	d	o	l	k	n	i	f	e	t	m	c
e	j	f	e	s	t	i	v	a	l	s	r	e	d
z	p	p	f	a	c	e	u	s	c	l	a	y	a

Art—shovel: Mike Banford

## Questions of the month

☞ What would you do if you were the president of the United States?

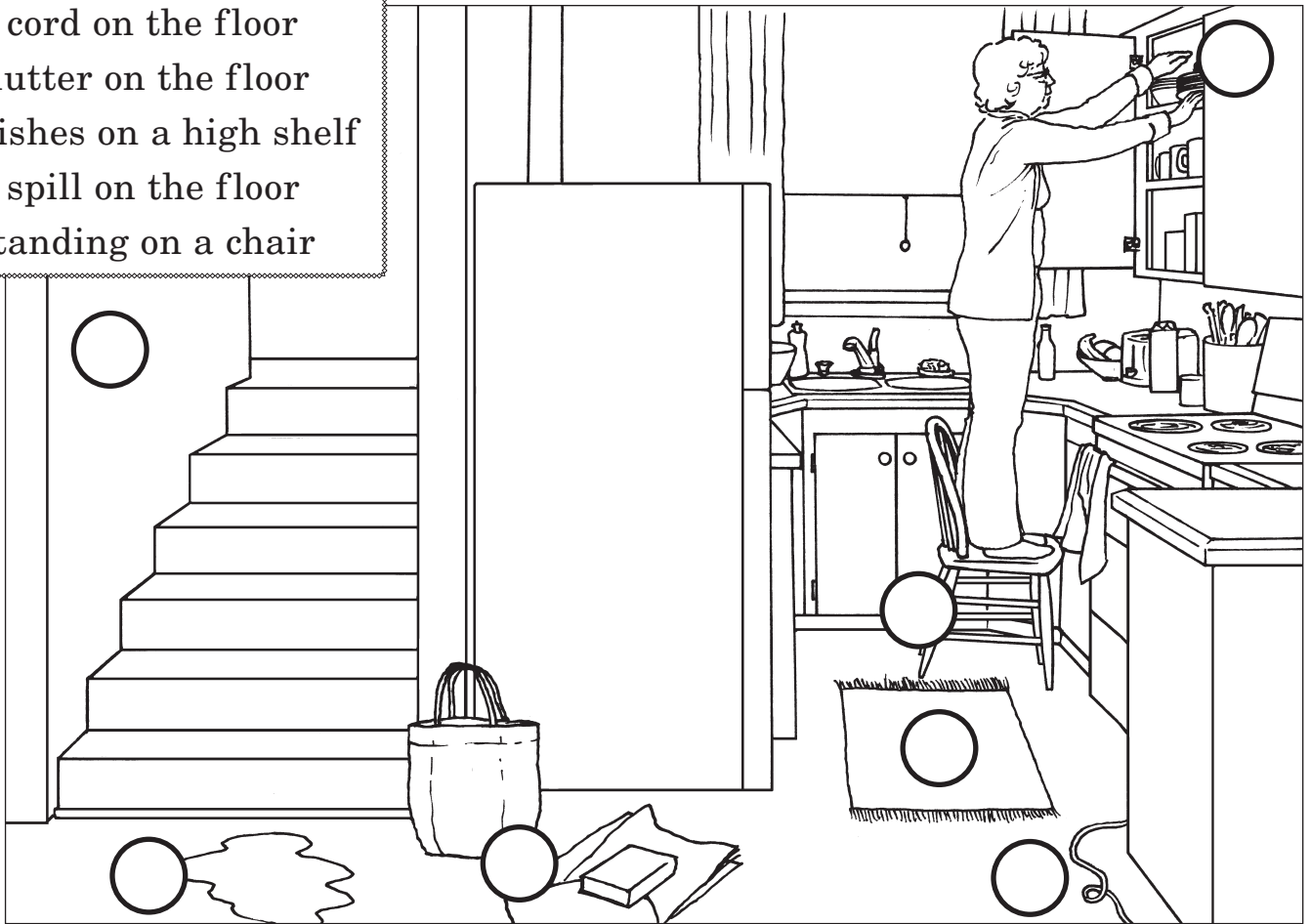


☞ What would you do if you were the prime minister of Canada?



- ① no handrail
- ② a throw rug
- ③ a cord on the floor
- ④ clutter on the floor
- ⑤ dishes on a high shelf
- ⑥ a spill on the floor
- ⑦ standing on a chair

Find the 7 hazards in the drawing.  
Put the correct number in the circle.



## Fix the sentences


The sentences on the right are about how to prevent falls.

Fix the sentences.

① Cross out the words that are wrong.

② Write the correct words above the lines.

1. Put handrails on ~~one side~~ <sup>both sides</sup> of stairs.




2. Use dim lights in halls and stairways.

3. Use shelves that are hard to reach.




4. Exercise for 30 hours every week.

5. Try not to miss snacks. You might get hungry.

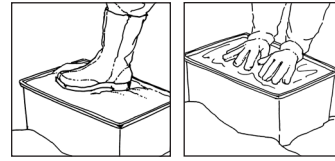


Here are the directions for the snow sculpture on page TN-5.  
Put the steps in order. What comes first? Next?

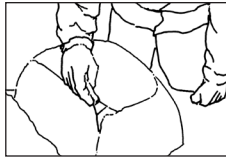
\_\_\_\_\_



Pack down the snow with a shovel, your foot and your hands.

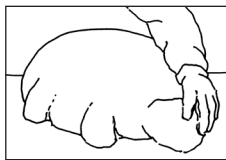


\_\_\_\_\_



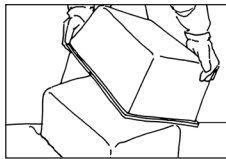
Remove snow from the corners.

\_\_\_\_\_



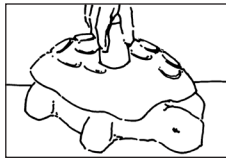
Add some snow for the head.

\_\_\_\_\_



In 6 to 24 hours, turn over the tub.  
Take off the tub. The snow will be hard.

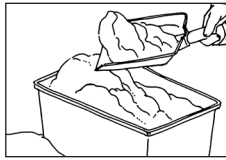
\_\_\_\_\_



Finally, make circles on the turtle's shell.

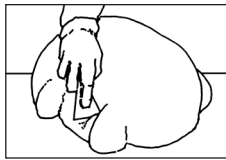
1

\_\_\_\_\_



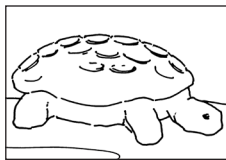
Put snow in a plastic tub.

\_\_\_\_\_



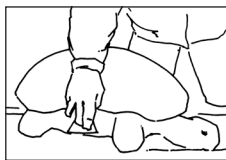
Make four legs.

\_\_\_\_\_



The turtle is done.

\_\_\_\_\_



Make a line around the body.  
Remove some snow below the line.


# Handout — How to make a snow sculpture

Would you like to make a snow sculpture?

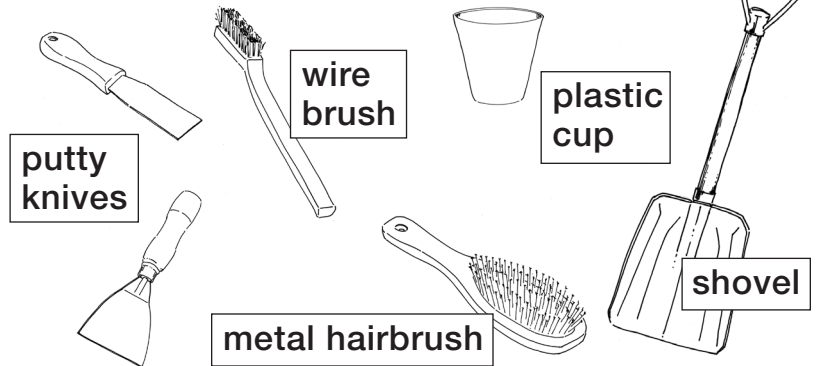
☞ Here are the steps to make a turtle.

☞ You can read the directions on page TN-4.

☞ **Note:** Wait 6 to 24 hours between steps 2 and 3.

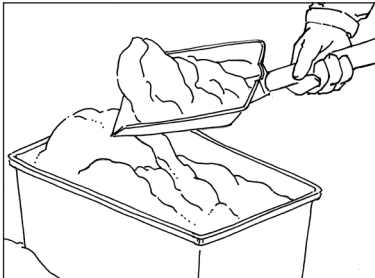


Use simple tools. For example:

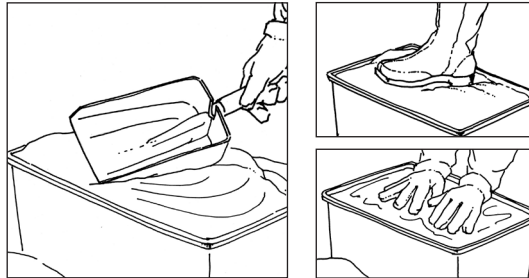


Art—turtle: Art Explosion; other art: Mike Banford

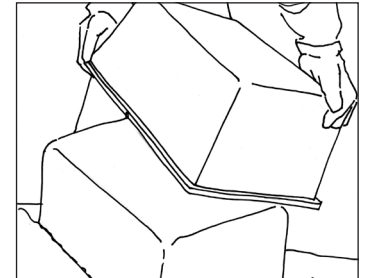
1



2



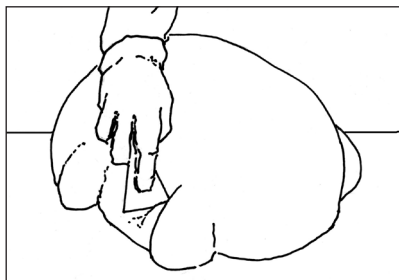
3



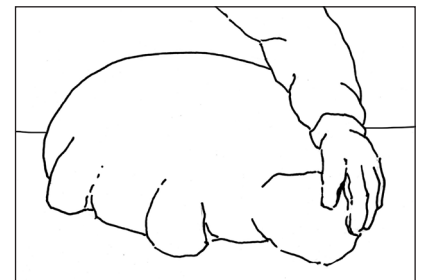
4



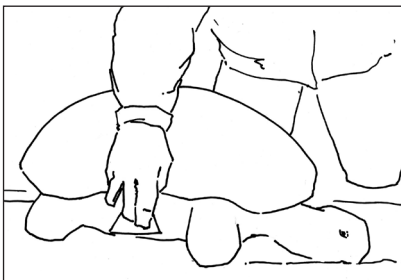
5



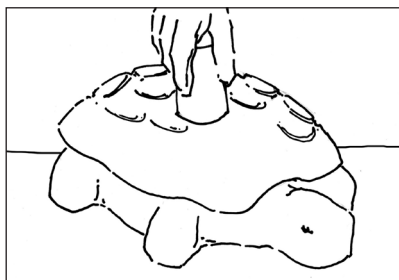
6




7



8



9



# Note to English Express adult readers in Alberta

Contribute to English Express!  
We want your stories, photos, recipes and art.

We put one submission from a reader in each issue of *English Express* from September to April. We put about 8 submissions in the May–June issue. You can send in a submission anytime!

## What can you contribute?

### ✓ A short story— about 20 to 70 words long

Possible topics:

- your hobby
- your pet
- a holiday or custom
- a field trip that you went on
- a true story about your life



### ✓ A personal photo

- Write a sentence about your photo.
- Are there people in your photo? We will need their permission to use the photo in *English Express*.



### ✓ A recipe

- The recipe should be easy to make.
- Include all the steps.
- Use easy-to-find ingredients.
- Tell us where the recipe is from.



### ✓ A drawing

- Use unlined white paper.
- Use black ink, not pencil.
- Write a sentence about your art.

## Where to send your submission

**Mail:** English Express  
Box 38028 RPO Capilano  
Edmonton AB T6A 3Y6

**E-mail:**  
subscriptions@englishexpress.ca

**Note:** Include your name, address, phone number and e-mail address. Ask a friend, family member, teacher or tutor to help you with your submission. Remember to revise, edit and proofread stories.